


THG Area View 24

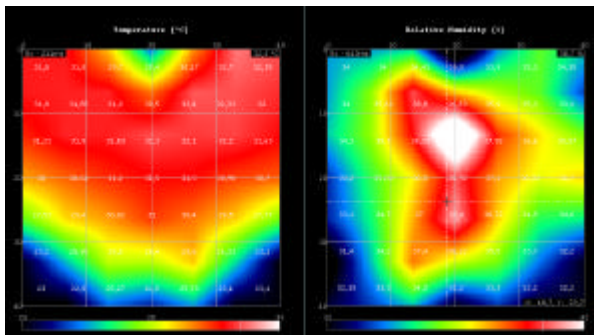
high-precision T and RH measurement in optical deep layers



picture 1



picture 2




picture 3



picture 4



picture 5



picture 6

Description of pictures:

- 1 – held against light the mat is fairly transparent, the sensors are only covered with about 1 mm of fabric.
- 2 – the mat including the sensors is only 3 mm thick. Its influence to the surrounding climate is minimal.
- 3 – Area View 3.1 Software image – temperature and rel. humidity charts
- 4 – whole view on an Area View mat with 24 sensors, data logger and USB data cable
- 5 – miniaturized T and RH combi-sensor in its pocket (upside)
- 6 – miniaturized T and RH combi-sensor in its pocket (downside)